



HolyStone (Europe) Ltd  
Henderson Business Centre  
Unit 24, Ivy Road  
Norwich, Norfolk, NR5 8BF UK

Tel: +44 (0) 1603 251780  
Fax: +44 (0) 1603 251785  
Email: Sales@Holystonecaps.co.uk

## **Product Reliability**

The manufacture of HolyStone ceramic capacitors is carried out in its modern high tech facility in Taiwan. This facility uses modern, state-of-the-art equipment, with each process stage and materials carefully controlled. Statistical Process Control (SPC) is used at all process critical stages, to reduce manufacturing and product variations.

Every manufacturing lot is subject to Destructive Physical Analysis (DPA) and Scanning Acoustic Microscopy (SAM). Sample testing (AQL) is also carried out for Solderability, Resistance to Solder Heat, Humidity, Temperature Cycling, Flexure of Substrate and Vibration.

100% electrical testing is carried out for Capacitance, Dissipation Factor, Voltage proof and Insulation Resistance. In addition to this electrical testing HolyStone conducts an ongoing program of Endurance testing to provide customers with reliability data applicable to actual applications.

Samples from a cross section of product types are placed onto High Temperature Endurance Test, enabling reliability or F.I.T. (Failures In Time) data to be calculated.

Notes:

- 1) 1 F.I.T. = 1 component failure in  $10^9$  component hours
- 2) M.T.B.F. (Hours) =  $10^9$ /FITS

### **High Temperature Test Conditions**

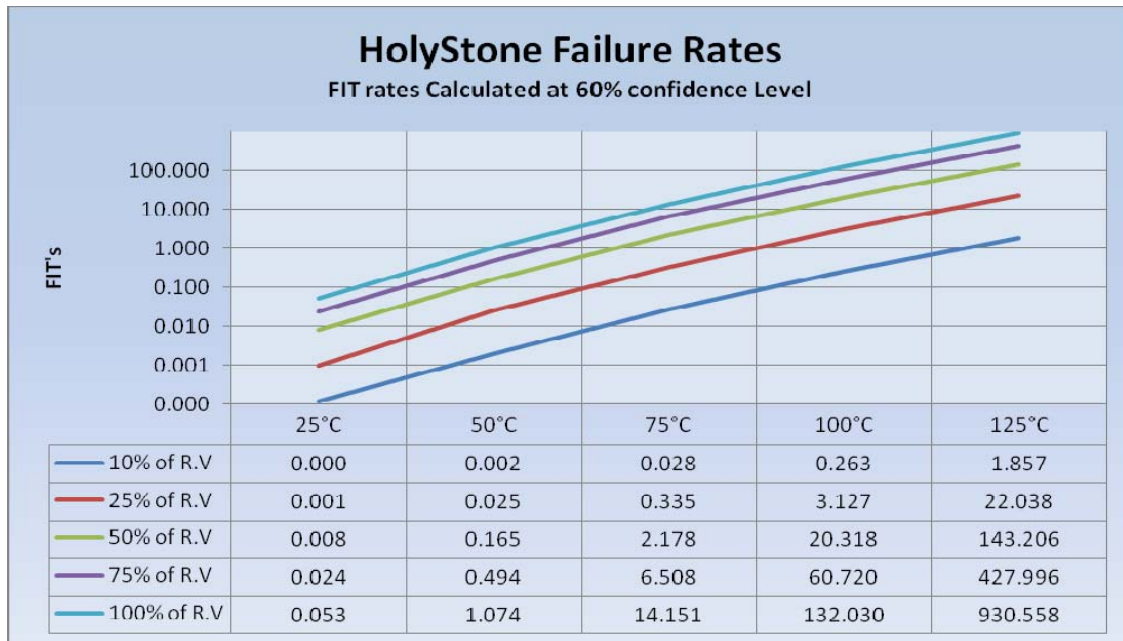
Test Voltage = 1.2 to 2 times rated voltage (depending on component rated voltage)

Temperature = +125°C

Duration = 1000 hours

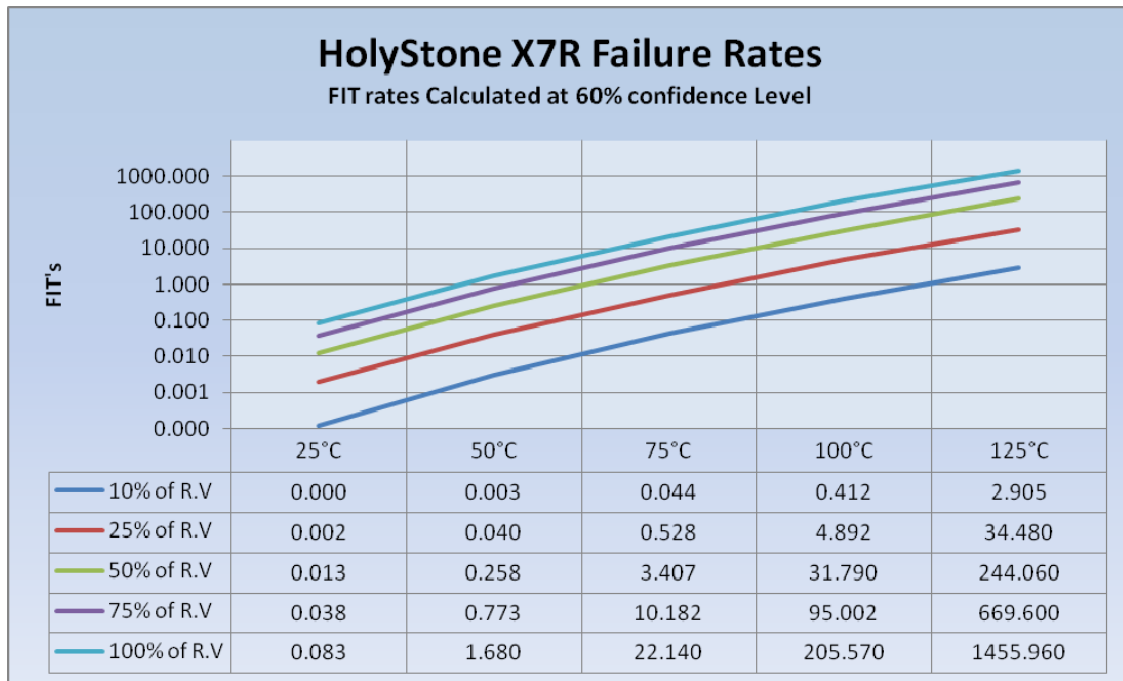
The results of this endurance testing are shown below in the General Failure Rates. In addition this has been broken down to show the individual failure rates by dielectric for COG/NPO and X7R.

## General HolyStone Failure Rate



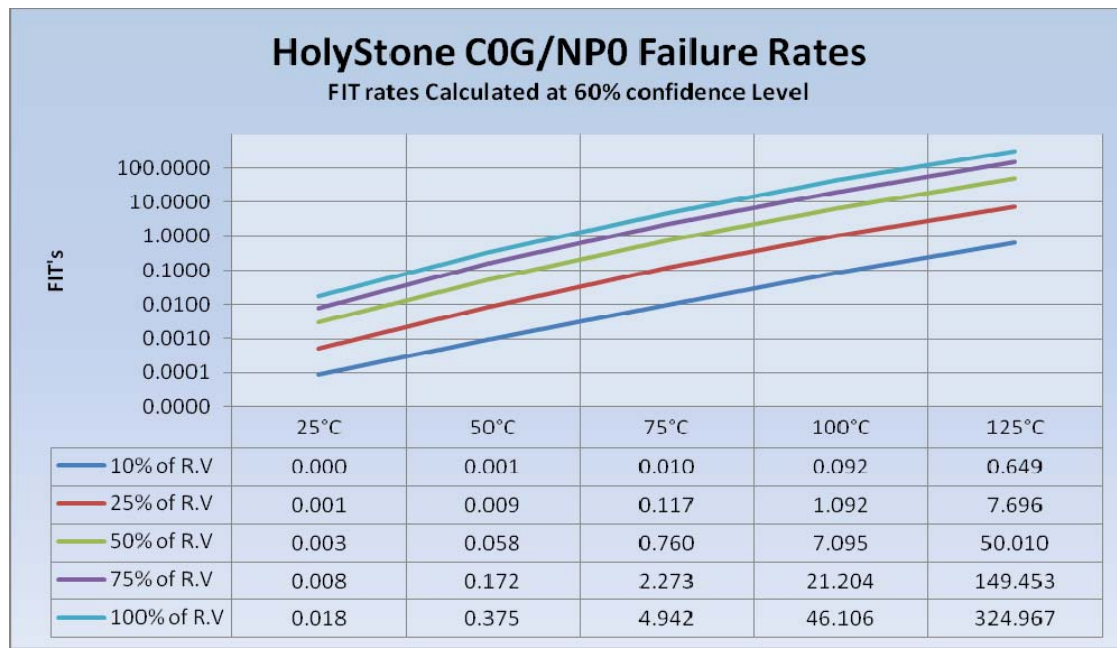
Data derived from 4,572,000 component test hours from which there were 10 failures

## X7R Failure Rate



Data derived from 2,436,000 component test hours from which there were 8 failures

## COG/NPO Failure Rate



Data derived from 1,416,000 component test hours from which there were 0 failures

### Comments

The failure rate (or F.I.T. rate) of a component, in any specific application, will be largely dependant on the operating temperature and percentage of the maximum working voltage it is subjected to. Designers should take into account their expected 'system' failure rate when choosing a suitable component. This may require a higher voltage device, to reduce the expected F.I.T. rate, although the operating voltage is withing the maximum working voltage of the device.